



# THE IMPERIAL ARMY INSPECTION MANUAL

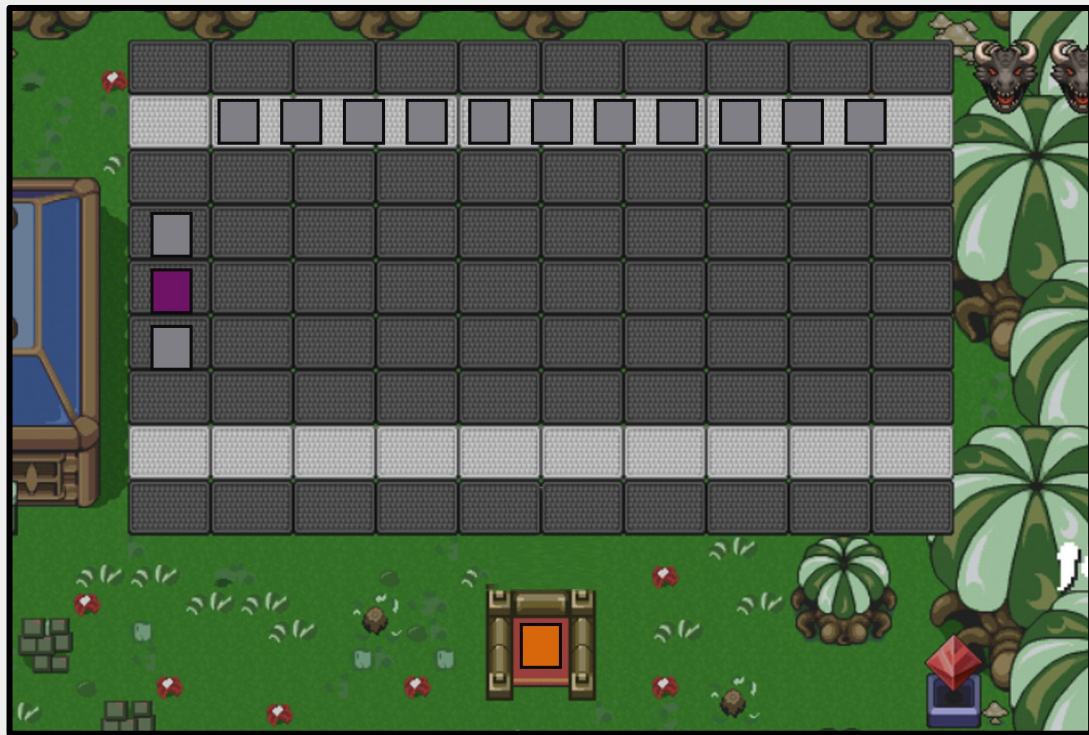
## MANUAL DE INSPEÇÃO DO EXÉRCITO IMPERIAL

SECOND EDITION

VISUAL AID AND GUIDE



# INSPECTION MANUAL MANUAL DE INSPEÇÃO

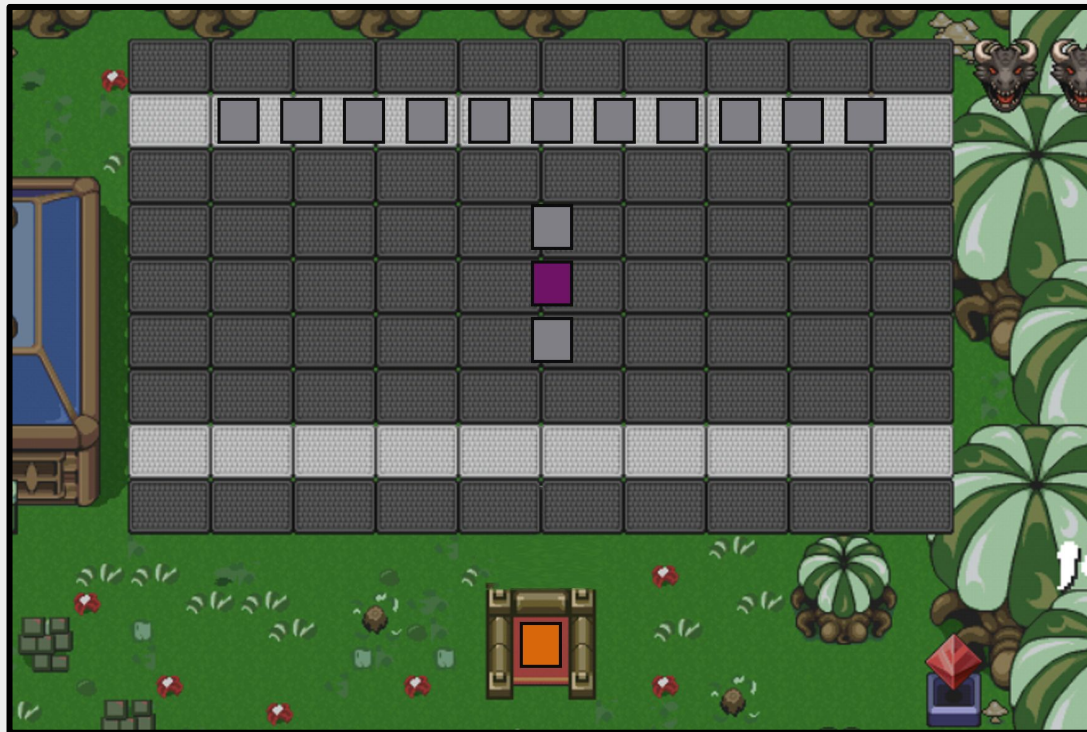


The inspection should begin with all Enlisted men and women on the top white line at Walker Barracks. The Division's colour (purple) shall be escorted by two Sergeants or higher, and an Officer (usually the Ensign) will carry the colour. This is the Colour Party. Any Junior Officers will join in with the Enlisted in their line, though will equip their parade sword. The Colour Bearer will look down while the guards look right.

Should the Division not have its colour, the Colour Party shall still remain there, though it will not be saluted later on. Instead of the Colour, a Sarovian flag will be held or another Division's colour shall substitute it.



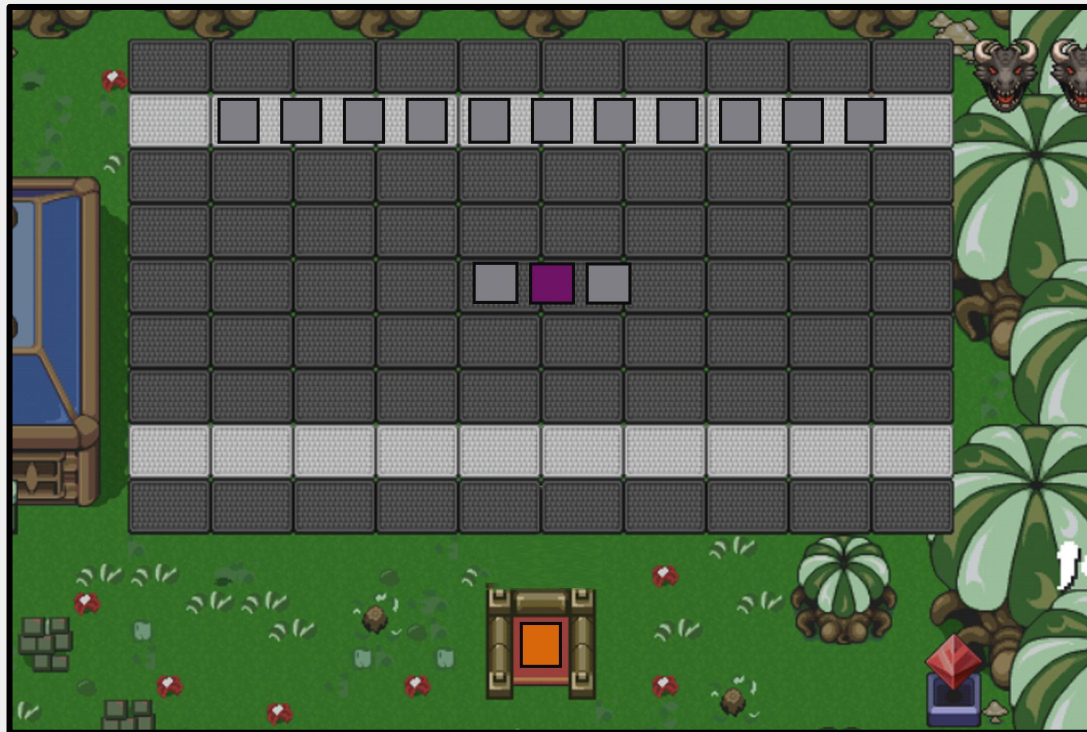
# INSPECTION MANUAL MANUAL DE INSPEÇÃO



The Colour Party will march to the centre of the formation upon the Reviewing Officer (orange) messaging the Colour Bearer they may proceed. The Colour Bearer will say “COLOUR PARTY BY THE CENTRE SLOW - MARCH.” They will stop halfway down the line.



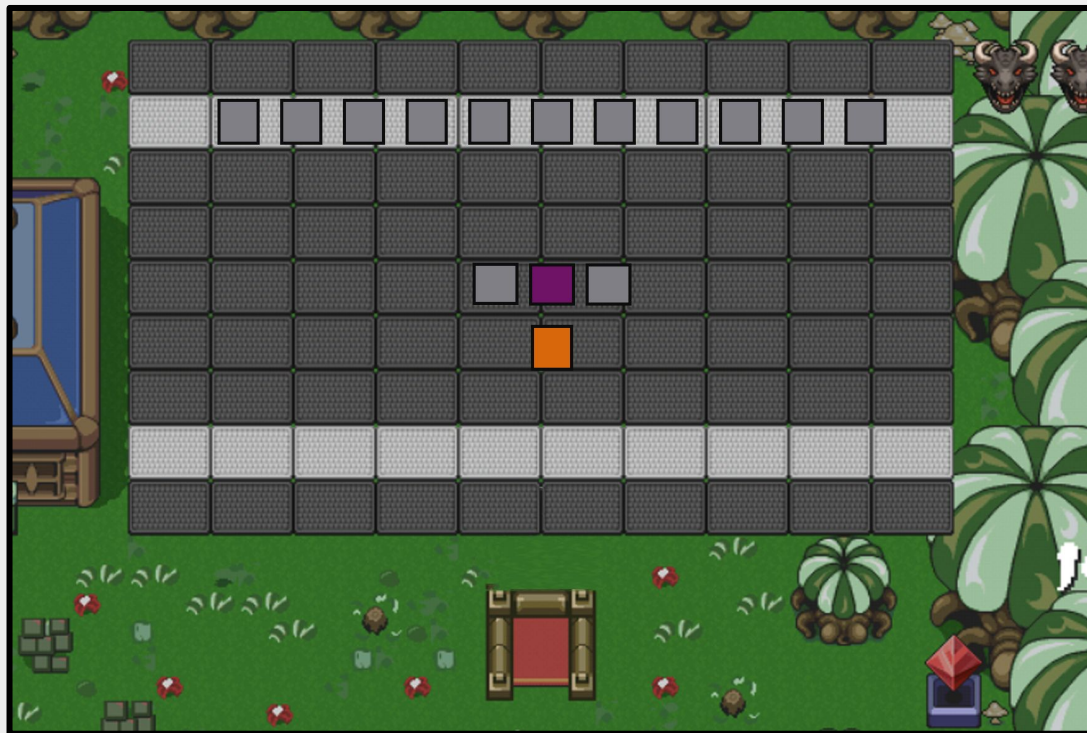
# INSPECTION MANUAL MANUAL DE INSPEÇÃO



The Colour Bearer will then issue the command “COLOUR PARTY WILL ADVANCE FRONT - TURN”. They will then face the Reviewing Officer. The Reviewing Officer will salute for four seconds then stop.



# INSPECTION MANUAL MANUAL DE INSPEÇÃO




The Reviewing Officer will leave the dias and march in front of the Colour Bearer. The Guards will mount up as the Reviewing Officer stops in front, symbolizing their willingness to defend the Colour.

The Reviewing Officer will salute for four seconds then stop.



# INSPECTION MANUAL MANUAL DE INSPEÇÃO



The Reviewing Officer will then march to the first person in the line. The soldier will salute with the glove and the Reviewing Officer will return it. The Reviewing Officer will ask them to “Report.” The soldier will then say:

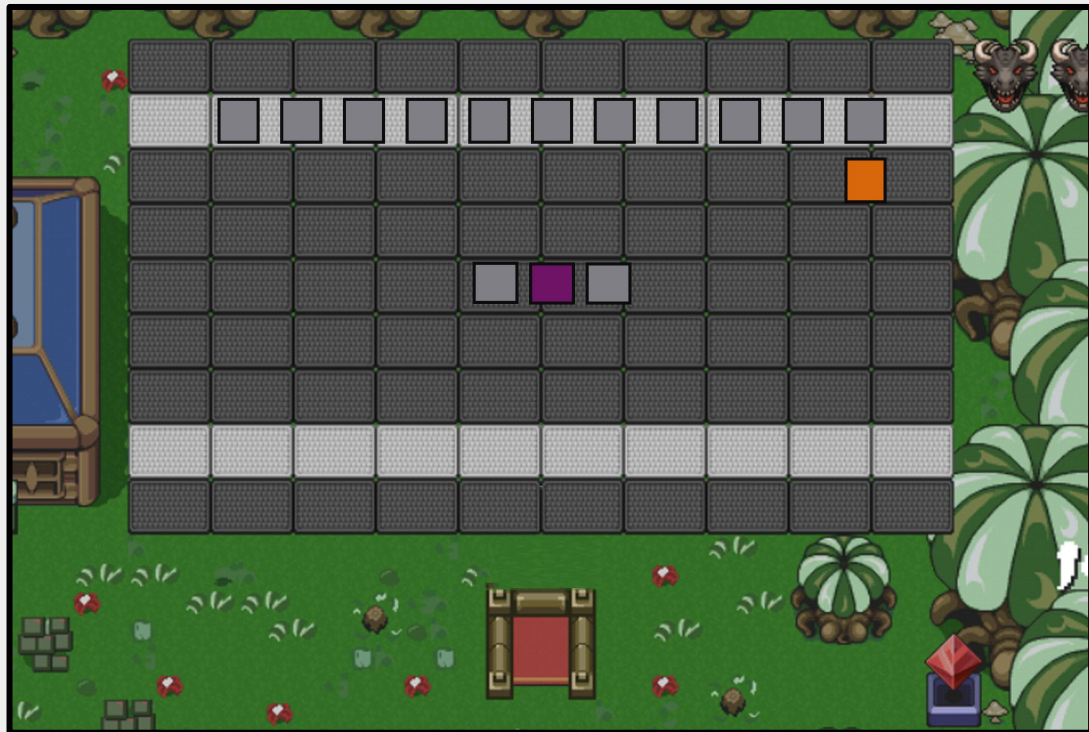
*“Recruit \_\_\_\_, Y Battalion, X Division, awaiting instruction, Sir/Ma’am”*

The Reviewing Officer will check all people for the following mistakes:

- Proper Uniform (Proper skin colour for default uniforms, proper hats/accessories, Battalion in status, etc)
- Proper reporting skills (if they do it right)
- Proper alignment in line
- Proper shield
- Proper form of address (Sir/Ma’am/Your Grace/Your Majesty/Your Imperial Majesty)



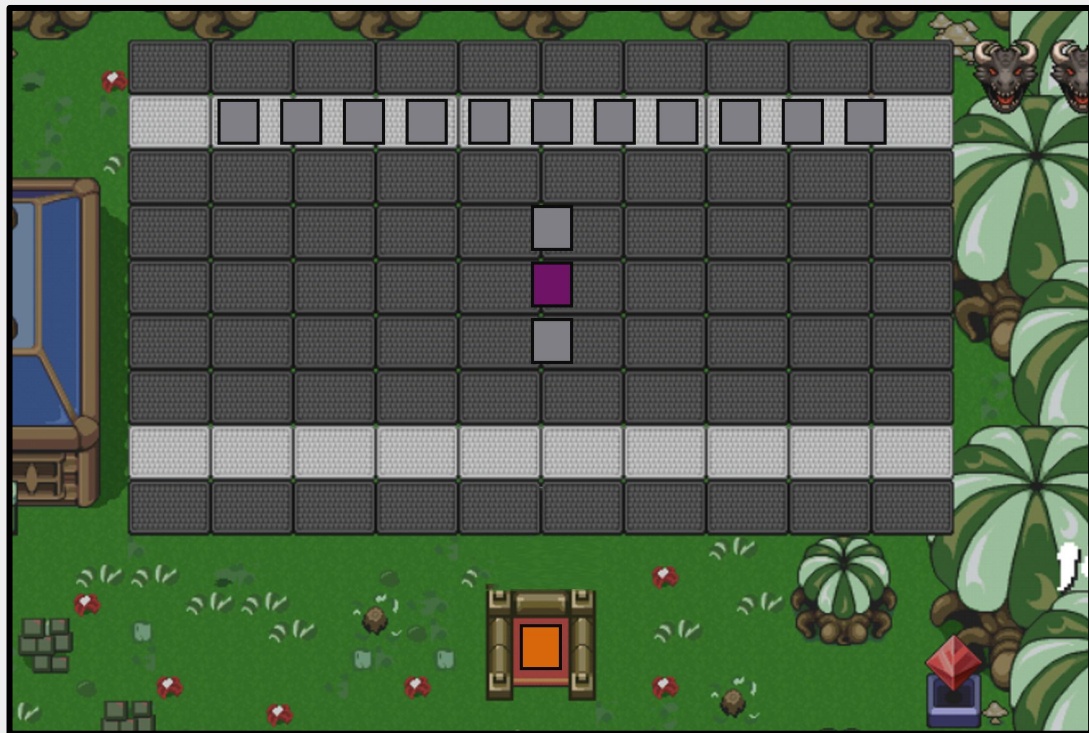
# INSPECTION MANUAL MANUAL DE INSPEÇÃO



The Reviewing Officer will inspect everyone in the line. If two lines are needed, they will be instructed to Open Order - March, and then the second line will be inspected, so that everyone but the Colour Party is inspected.



# INSPECTION MANUAL MANUAL DE INSPEÇÃO



The Reviewing Officer will return the dias, and the Colour Party will shift to the left when the Colour Bearer sees the Reviewing Officer return to the dias by issuing the command “COLOUR PARTY WILL ADVANCE LEFT - TURN”.





# INSPECTION MANUAL MANUAL DE INSPEÇÃO



The Colour Party will return to its original starting ground, and the Colour Bearer will issue an ABOUT TURN command. The Reviewing Officer will issue turn the Parade to the left, and issue the order “DISMISS BY COLOUR DIS - MISSED.”



# INSPECTION MANUAL MANUAL DE INSPEÇÃO



The Parade will make their way out of the Parade Ground. Everyone will salute the colour as they pass it.



# INSPECTION MANUAL MANUAL DE INSPEÇÃO



This is done until everyone has saluted. Once they step off the Parade Square, they are dismissed.